

Ramadan Measurement

Selamat Hari Raya! 28 July 2014 marks the end of Ramadan. Talk to your child about how the Muslim community celebrates this special occasion and their traditional customs as he/she does the activity .

This activity will allow your child to:

- Understand more about the Malay community
- Do simple measurement using non-standard measuring units





Instructions:


1. Print the crescent and star ruler, Malay traditional object cards and the recording sheet. (You may want to laminate them for durability.)
2. First, have your child to measure the Malay traditional object using the crescent and star ruler.
3. Then have him/her to record down the measurements in the recording sheet.




Popular e-Learning Holdings Pte.
Ltd. All Rights Reserved © 2013















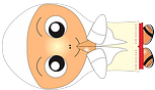



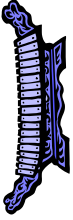


Name: _____

Ramadan Measurement

Measure the Malay traditional objects using the crescent and star ruler.

Record your answers below.

	Crescent and Star _____		Crescent and Star _____
	Crescent and Star _____		Crescent and Star _____
	Crescent and Star _____		Crescent and Star _____
	Crescent and Star _____		Crescent and Star _____